



BOSCH

Greenstar 1000 Installer guide

The ultimate budget boiler

5
Year
Guarantee*



Installer
guide

 **Trustpilot**
Our customers rate us excellent

SEPTEMBER 2023
Which?
Best Buy
GAS COMBI BOILERS

Greenstar 1000

Budget never looked this good

Focus on the price tag and you could mistake the new Greenstar 1000 for any budget boiler, but this isn't your average entry-level option. 100% Worcester Bosch quality on the inside, beautiful design on the outside, and easy to install in smaller homes – the new Greenstar 1000 is everything you'd expect of a Worcester Bosch boiler. Everything except the price.

For customers where price is their number one consideration, you can now offer them the reassurance of the number one boiler brand. With our ultimate budget option, everybody can warm to a Worcester Bosch boiler.



The ultimate budget boiler

The Greenstar 1000 has been designed with installers in mind. We've considered lift weight, cupboard fit size and the overall installation and servicing experience.

And after installing our brand new boiler across the UK, here's what installers have to say...

So simple to install, great PRV and condensate location.

Stephen Curtis @ Cosy Heat Glasgow
East and West Scotland

A pleasure to fit, installed in a cupboard and an easy one person lift.

Andy Norton @ Norton's Heating
Yorkshire

Really well thought out boiler, perfect for the landlord market.

Gary Campbell @ Thames Flame
Middlesex

It's the best budget boiler out there.

Scott @ S Wakefield Plumbing & Heating
West Midlands

Why install the Greenstar 1000?



Guaranteed
5 years peace of mind*



Cupboard-fit
Fits in a standard cupboard



Lightweight
One person lift, at only 26kg



Easy PRV installation
Installer-friendly location



Rear piping option
Flexibility for all installs




Service accessibility
Easy access to components



Quality, beauty, and economy all-in-one

Lightweight and compact design

At only 26kg, the Greenstar 1000 is an easy one-person lift. Its weight and compact design make it a great choice for kitchen cupboard installs.



Easy access components

The one-box design provides front-panel access to all key components, including the primary heat exchanger, for easy installation and servicing.




The whole team at Worcester Bosch is really proud of the Greenstar 1000. It's a great product at a great price.

Olly Gwilliam, Worcester Bosch Product Manager


Installer-friendly connections

All hydraulic connections are in-line and 35mm from the rear of the appliance. A gas pipe tail is also provided to centralise the connection and the PRV is perfectly located for installer access.



Condensate trap

The condensate trap comes with a simple push fit connection and is easily removable. External termination of condensate is flexible and possible up to 3m (insulated pipe).



Vertical pre-piping assembly kit[†]

The vertical pre-piping assembly kit comes pre-bent, with swaged ends for easy soldering, making installations up to 30 minutes faster. This kit is designed to fit perfectly with our rear spacer frame accessory.




Rear spacer frame accessory

The rear spacer frame accessory allows wall mounting with 35mm space behind the boiler for vertical piping, for quicker and neater installations.

[†]Available Q1 2024.

The inside story



New front access heat exchanger, for easier cleaning and maintenance

Fan delivering up to 30kW hot water, at up to 9m maximum flue length 60/100mm

Secondary plate heat exchanger, simple to remove with just one screw

Easy access condensate trap

230v controls and mains interface

One-box design for easy access to all components

6 litre expansion vessel

Accessible automatic air vent

Front access PRV

Low energy ErP modulating pump

Pressure gauge for initial fill

Selectable cold water inlet silencer for high mains pressure areas

Technical data

Model	1000 24kW	1000 30kW
Part number	7 736 902 178	7 736 902 179
ErP space heating efficiency class	A / 93%	A / 93%
ErP hot water efficiency class	A	A
Dimensions	Width	395mm
	Height	655mm
	Depth	285mm
Clearances	Above flue	30mm*
	Sides	2.5mm
	Below	200mm
	Front	15mm**
Flow rate at the hot water (35°C ΔT)	9.8 l/min***	12 l/min***
Output kW to central heating (CH)	5.2kW-24kW	6.4kW-24kW
Sound power level dB(A)	52	52
Maximum flue length (60/100mm)	9m horizontal & 9m vertical	9m horizontal & 9m vertical

* Distance above cabinet for cleaning when vertical flues are used.
 ** 15mm from a removable cupboard door, 600mm from a fixed surface for servicing. Same clearances for ventilated and unventilated compartments. 450mm front clearance to a fixed surface is permitted if a) 300mm clearance on one side is guaranteed b) the bottom of the boiler is between 1000mm and 1500mm from the ground and c) 450mm front clearance is maintained from ground level to boiler.
 *** Minimum pressure required to achieve maximum flow rate = 1.5bar.

Related accessories	Part number
Rear Spacer Frame	7 736 902 620
Vertical Pre-Piping Assembly Kit†	7 736 902 627
Greenstar System Mini Filter 22mm	7 733 600 266
Greenstar System Filter 22mm	7 733 600 236
Greenstar System Filter 28mm	7 733 600 237
Remote PRV Kit	7 733 601 314
CondenseSure	7 716 192 746

†Available Q1 2024.

Flues	Part number
Standard Telescopic Flue and Terminal (White)	7 716 191 082
Extension Flue Kit (960mm)	7 716 191 083
Short Flue Extension (220mm)	7 716 191 113
90° Flue Bend	7 716 191 084
45° Flue Bend	7 716 191 085
Support Bracket Kit	7 716 191 177

Get in touch

Sales

Tel: 0330 123 9669

Email: sales.bosch@uk.bosch.com

Technical Helpline (Pre & Post Sales)

Tel: 0330 123 3366

Email: technical-advice@uk.bosch.com

Spare Parts

Tel: 0330 123 9779

Email: spares.mailbox@uk.bosch.com

Controls Helpline

Tel: 0330 123 3641



Training

Tel: 0330 123 0166

Email: training@uk.bosch.com

worcester-bosch.co.uk/eacademy

Share

We would love to see your installations!



Worcester Bosch Professional



@WorcesterBoschProfessional



@WorcesterBosch



Worcester Bosch



WorcesterBoschHeating

Worcester Bosch

Cotswold Way

Warndon

Worcester

WR4 9SW

worcester-bosch.co.uk

Calls to and from Bosch Thermotechnology Ltd may be recorded for training and quality assurance purposes. Worcester Bosch is a brand name of Bosch Thermotechnology Ltd. This brochure is accurate at the date of printing, but may be superseded and should be disregarded if specification and/or appearances are changed in the interest of continued improvement. The statutory rights of the consumer are not affected.

